



Step 1

Go to Google Play store / Apple Store & download Raffles Connect App




← raffles connect 🔍 📥


 Raffles Connect 
Pending... Cancel


3.5★
126 reviews

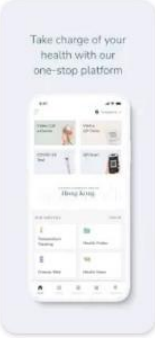
10K+
Downloads

3+
Rated for 3+ ⓘ


Video-consult a doctor anytime


Get on a priority queue for your clinic visit


Book COVID-19 tests and receive your results securely

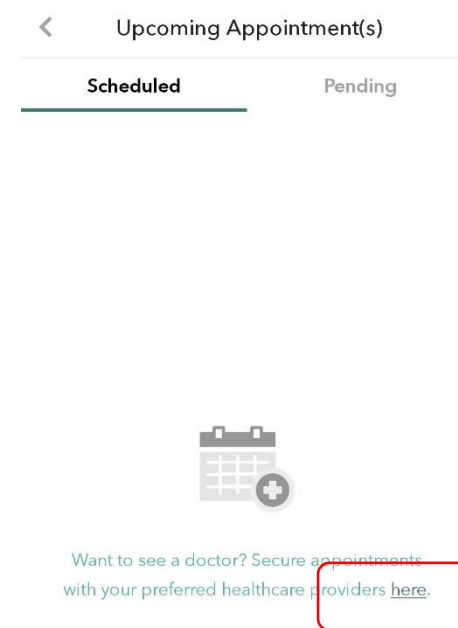
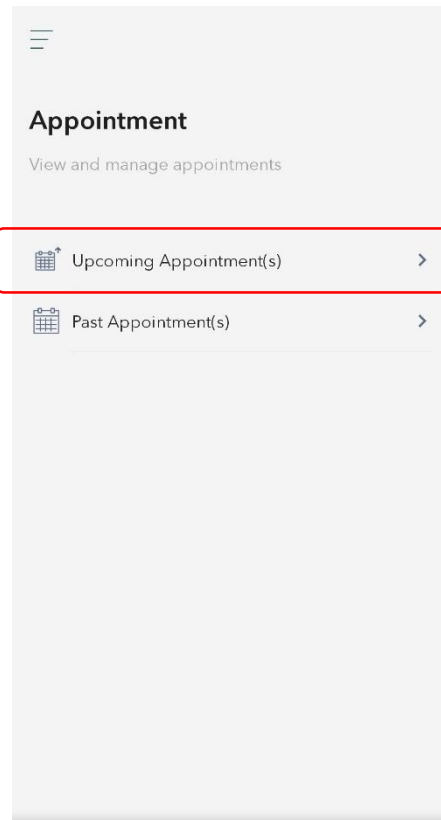
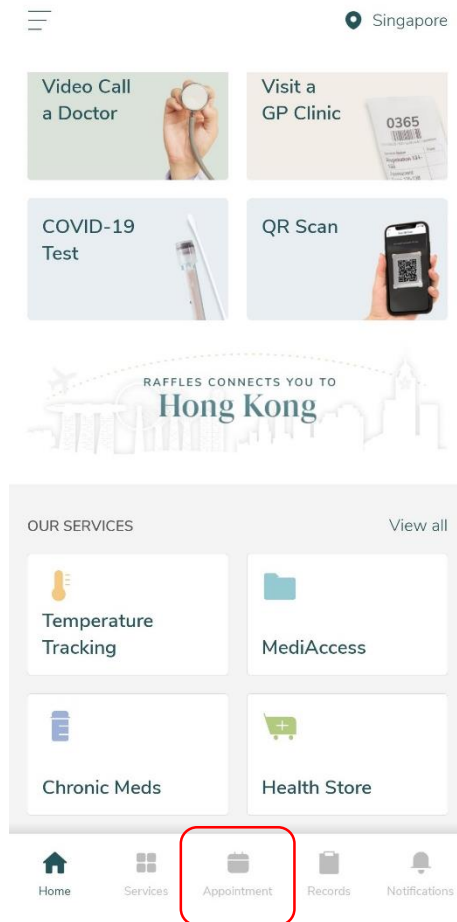

Take charge of your health with our one-stop platform

Healthcare made easier



Step 2

Make an appointment for your medical check-up



Step 3

Please note the **8 designated clinics for the exercise**

S/N	Name of Clinic	Address
1	CLEMENTI	Blk 446 Clementi Ave 3 #01-189 Singapore 120446
2	HILLION MALL	Hillion Mall 17 Petir Road #02-7/8 Singapore 678278
3	HOLLAND VILLAGE (*with In-house Xray)	118 Holland Ave #05-02/03/04 Raffles Holland V Singapore 278997
4	LOT 1 SHOPPER'S MALL	21 Choa Chu Kang Ave 4 #B1-07A Lot 1 Shopper's Mall Singapore 689812
5	JURONG EAST	Blk 131 Jurong Gateway Road #01-267 Singapore 600131
6	CHANGI AIRPORT TERMINAL 3 B2 (*with In-house Xray)	65 Airport Boulevard #B2-01 Singapore Changi Airport Singapore 819663
7	TAMPINES 1 (*with In-house Xray)	Blk 10 Tampines Central 1 #03-28 Tampines 1 Singapore 529536
8	RAFFLES HOSPITAL (HEALTHCHECK) (*with In-house Xray)	585 North Bridge Road Level 2 Raffles Hospital Singapore 188770

Step 4

Follow the instructions and populate the form

< Request Appointment

Make an Appointment

Input Captcha

All fields marked with * are required

COVID-19 Test

COVID-19 Test Details

Purpose of Visit *

Preferred Location *


Preferred Date (dd/mm/yyyy) *

Reference No (purchases at raffleshealth.com)

Corporate Client?

Remarks

Refer Step 3



SAMPLE

< Request Appointment

Make an Appointment

All fields marked with * are required

Medical Check-up Appointment

Medical Check-up Appointment Details

Pre-employment Check-Ups (Including Re-em

HOLLAND VILLAGE (GP) (X-Ray Services Ava

08/04/2021

Time: 10:30

Reference No (purchases at raffleshealth.com)

YES

NP\$

Ngee Ann Poly (Namelist)

* Your Corporate Services Account Manager will be able to assist you should you require further clarifications on this.

NEXT >

Step 5

Follow the instructions and fill in your particulars
Check the boxes and click “submit”

[←](#) Request Appointment


Make an Appointment

Patient Information

NAME *

ID Type *

ID NUMBER *

Date Of Birth (dd/mm/yyyy) * 

Mobile Number *

Email *

Nationality *

Gender *

I agree with the [Terms and Conditions of Use](#).

I agree that RMG may collect, use and disclose my personal data to contact me in accordance with the Personal Data Protection Act (PDPA) 2012 and RMG's data protection policy.

Section 13(b) of the PDPA provides that an organisation shall not collect, use or disclose personal data unless with the individual's consent or if the collection, use or disclosure without consent is required or authorised under the PDPA or any other written law. The requirement to maintain accurate, complete and up-to-date medical records supported by regulations 12(1) and (1A)(a) of the Private Hospitals and Medical Clinics Regulations.

[← PREVIOUS](#)

[SUBMIT →](#)